


2-20GHz PIN Reflective SPDT Switch, High Power



Description:

AT-SPDT-0220GXH-R is high power, wide band PIN reflective SPDT switch from 2-20GHz. The GaAs Based Pin switch is controlled by TTL with +/-5V power supply. The switch is with good high isolation and good return loss performance.

The modules is with SMA female connector, other connectors can be provided according to request.

More information, visit www.atmicrowave.com

Feature

- ✓ Frequency: 2-20GHz
- ✓ Low insertion Loss, -1.6 dB
- ✓ High isolation: -40dBc
- ✓ Very fast speed

Application

- ✓ Test Equipment
- ✓ ROF (RF Over Fiber)
- ✓ Radar System
- ✓ Telecom Communication

Electronical Specifications:

Parameter	Min	Typical	Max
Frequency		2-20GHz	
Insertion Loss		-1.6dB	-2.5
Isolation	-30	-40 dBc	
Return Loss		-12dB	
Switching Time		100ns	
P1dB @17GHz		+26dBm	
Bias Voltage		+/-5V, 50mA	
Control		TTL	
Spec Temp		25C	





AT-SPDT-0220GXH-R

2-20GHz PIN Reflective SPDT Switch

Mechanical Information

Item	Description
Input Port	SMA Female
Output Port	SMA Female
Bias/Control	Feed Through Pin
Case Material	Copper
Finish	Gold Plated
Weight	50g
Size:	See outline

Absolute Maximum Ratings Table

Parameter	Value
Bias Voltage	+5V +/-10%, -5V +/-10%
RF Input Power	+33dBm
Operating Temperature	-40 to +85C
Storage Temperature	-65 to +150C

TTL and Bias Voltage

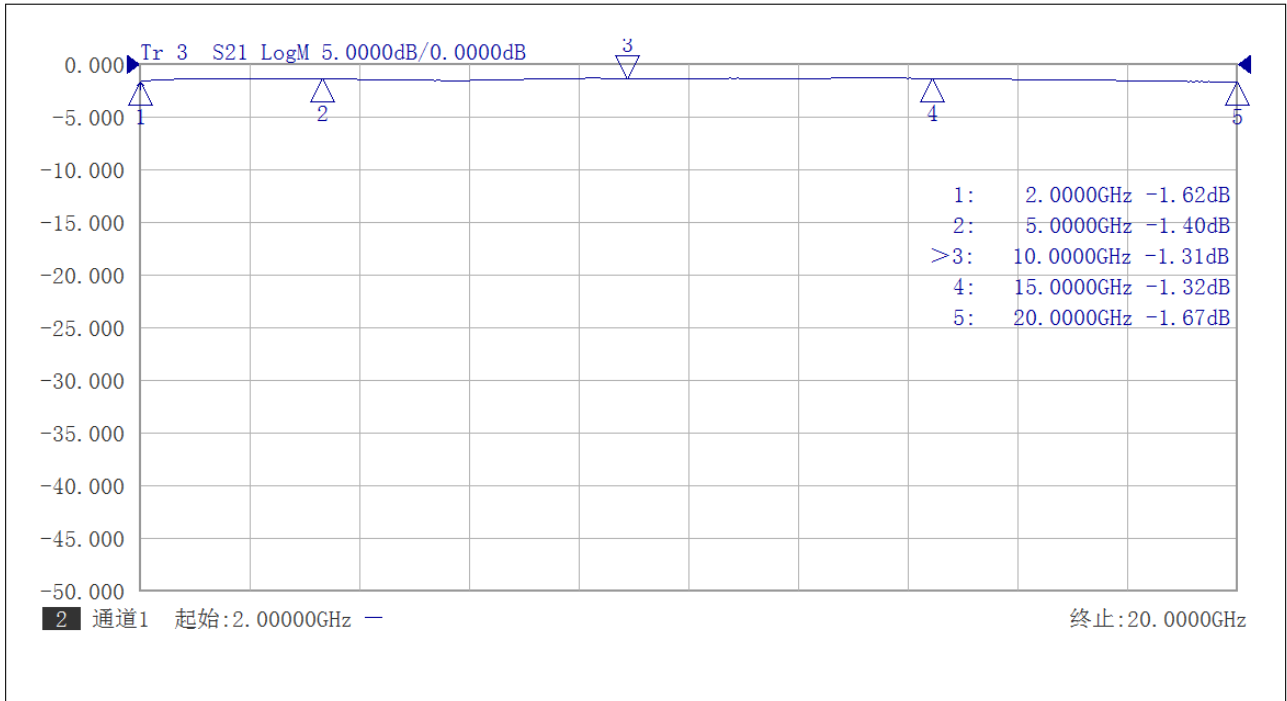
TTL/Bias	Voltage
High	2.0 to 5.5V
Low	0 to 0.8V
VDD	+5V (+/-5%)
VEE	-5V (+/-5%)

Truth Table

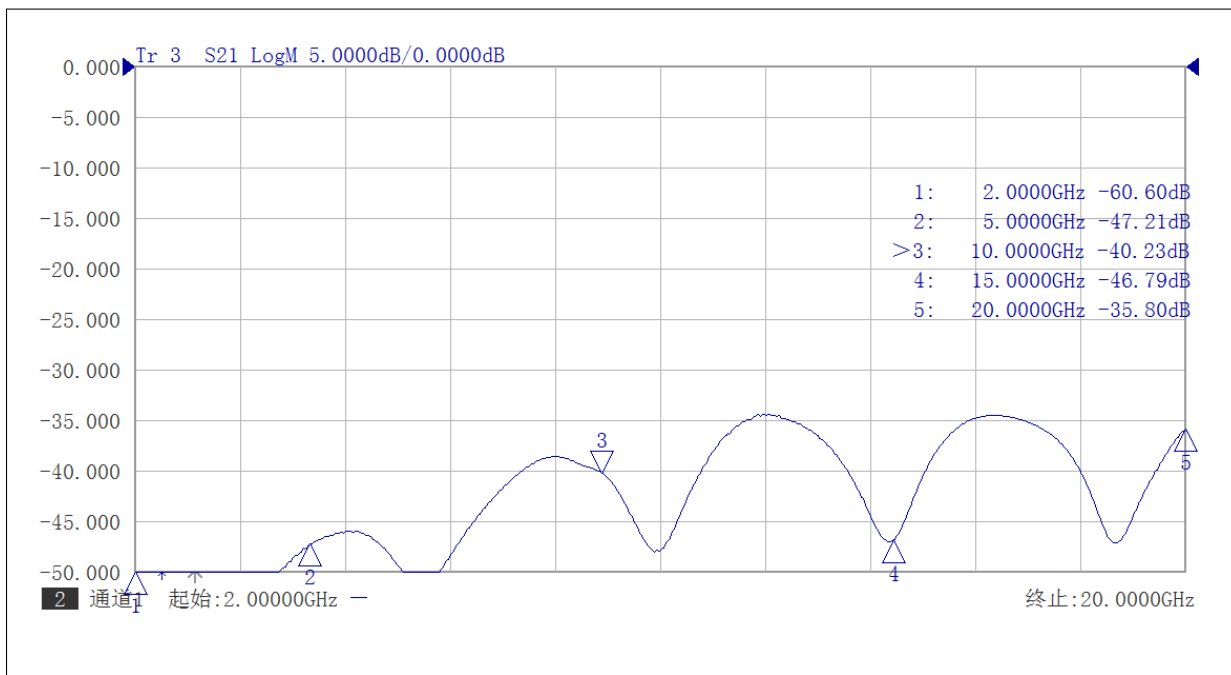
C	J0-J1	J0-J2
Low	ON	OFF
High	OFF	ON



Test Data



Insertion Loss vs Frequency



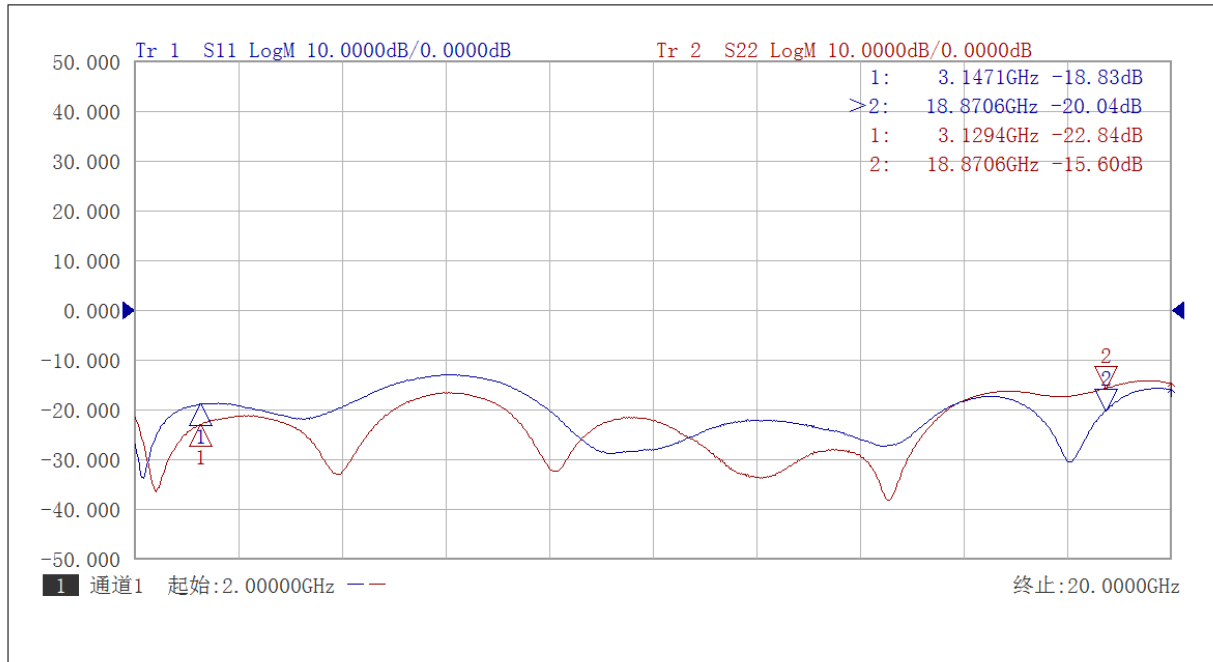
Isolation vs Frequency





AT-SPDT-0220GXH-R

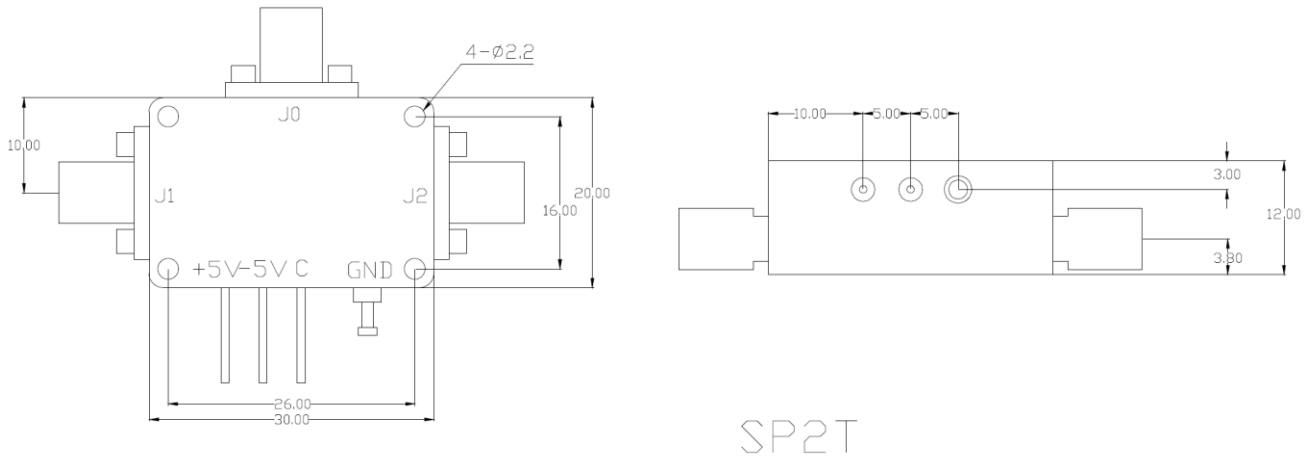
2-20GHz PIN Reflective SPDT Switch



Return Loss vs Frequency



Dimension (mm)



Notes:

1. Datasheet may be changed according to update of MMIC, Raw materials , process, and so on.
2. This data is only for reference, not for guaranteed specifications.
3. Please contact AT Microwave team to make sure you have the most current data.

